

1. Scope

This specification covers the construction and the electrical properties of 16Core Multi Cable with Braid Shield. Max USB 3.2 GEN2 1.5Meters

2. Construction and material

Item		Unit	Specified Value			
			29AWG Coaxial	32AWG Wire	32AWG Wire	25AWG Wire
Number of cores		-	8C	1P	4C	2
Inner Conductor	Material	-	Silver plated Copper wire	Tinned copper	Tinned copper	Tinned copper
	Stranding	No./mm	1/0.285	19/0.05	19/0.05	127/0.041
	Diameter(Nom.)	mm	0.285	0.250	0.250	0.63
Insulation	Material	-	FEP	FEP	FEP	FEP
	Thick.(Nom.)	mm	0.283	0.140	0.06	0.085
	Diameter	mm	0.85 (±0.02)	0.580 (±0.05)	0.380 (±0.02)	0.75 (±0.05)
	Color	-	Natural	White, Green	See Fig.3	Red
Outer conductor	Material	-	Tinned copper wire	Tinned copper wire	/	/
	Type	mm	0.05	19/0.05		
	Dia.(approx.)	mm	0.950	0.25		
Shield Tape	Material	-	CUJ-PET			
	Thick.(Nom.)	mm	0.012			
	Diameter	mm	0.966			
Assembly Diameter 1(Nom.)				1.16		
Sheath Tape	Material	-	PET-A	AL-PET		
	Thick.(Nom.)	mm	0.018	0.02		
	Diameter	mm	1.002	1.20		
	Color	-	See Fig.3	Blue		
Drain wire	Material	-	Tinned annealed copper			
	Stranding	No./mm	19/0.08			
	Diameter (Nom.)	mm	0.40			
Assembly Diameter 2(Nom.)			3.76			
Tape	Material	-	Paper			
	Thick.(Nom.)	mm	0.05			
	Diameter	mm	3.86			
Shield	Material	mm	Tinned copper wire			
	Strand	mm	16/19/0.06			
	Coverage (Min)	mm	90			
	Dia.(approx.)	-	4.10			
Sheath	Material	-	TPE Black			
	Thickness (Nom.)	mm	0.30			
	Color	-	Black			
	Dia.(approx.)	mm	4.80±0.20			

3. Electrical Properties

Items	Unit	A Core AWG29*8C	B Core AWG32*2C	C Core AWG32*4C	D Core AWG25*2C
Condu. Res(@20°C)	Ω/km	MAX.377	MAX.588	MAX.588	MAX.110
Insult. Res(@20°C)	MΩ·km	MIN.1000	MIN.1000	MIN.1000	MIN.1000
Hipot Testing	V(AC)/min	500	500	500	500
Impedance (@1ns)	Ω	90±(2C)	90±15(2C)	--	--
SKEW※	ps/m	Max.10	Max.50	--	--
Attenuation (GHz)	@2.5GHz				--
	@5.0GHz		--	--	
	@10GHz				

※SKEW: SKEW refers to the pairwise differential testing being conducted.

4. Packing

- (1) Unit length(Min) : 200m(Min.10)
- (2) Package : Coiled into carton box

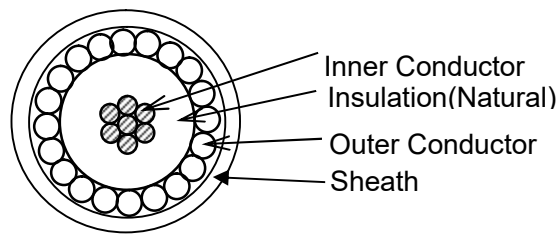


Fig.1 Cross section view of cable (30AWG Wire)

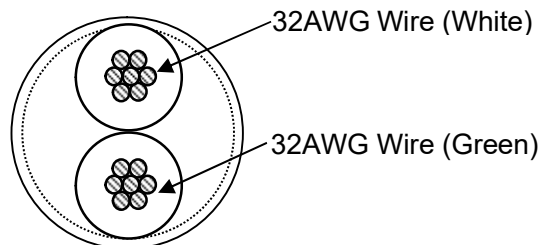
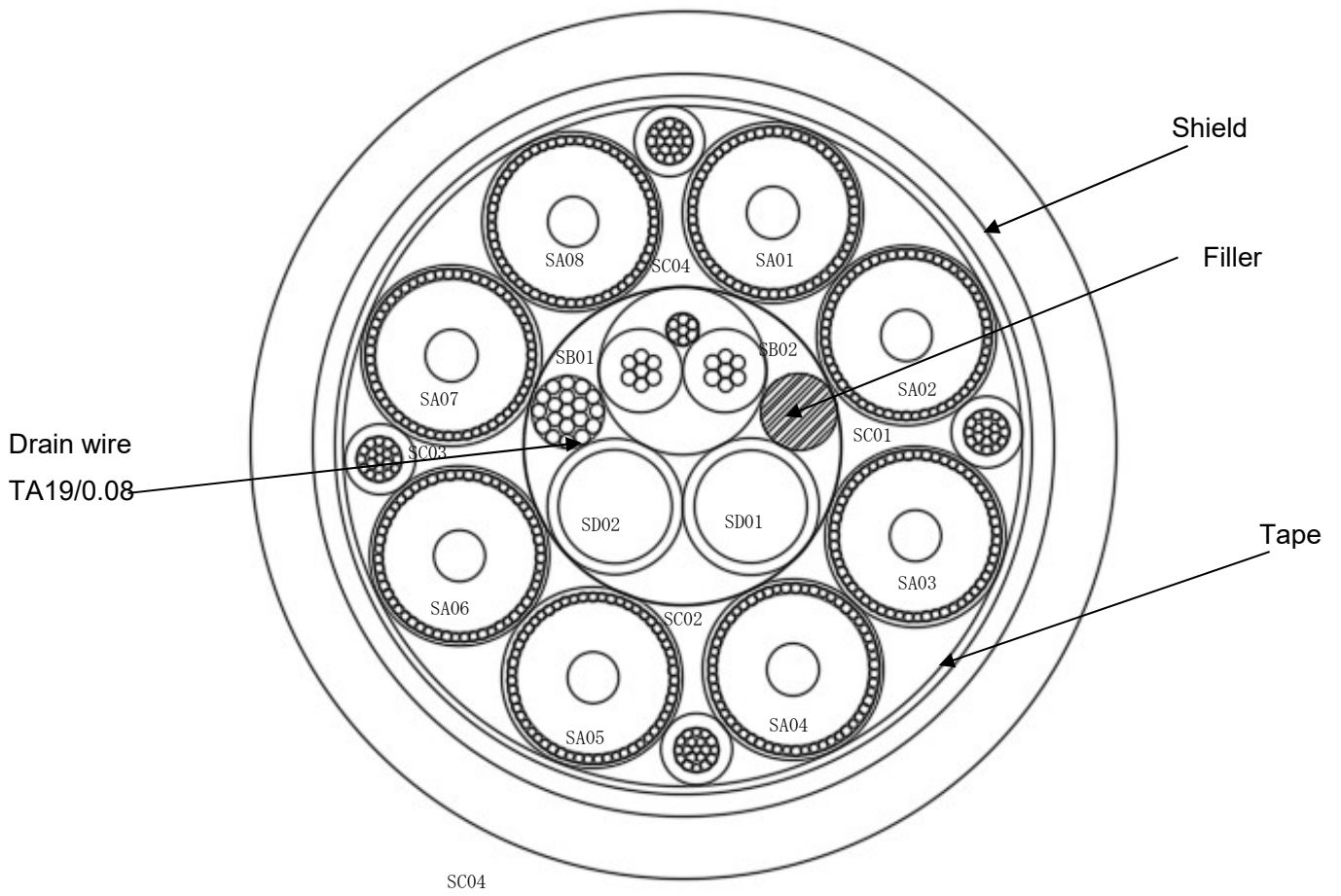


Fig.2 Cross section view of cable (1P×32AWG)



Core	Color	Core	Color
SA01	Black	SB02	Green
SA02	White	SC01	Red
SA03	Yellow	SC02	Black
SA04	Brown	SC03	Yellow
SA05	Green	SC04	Blue
SA06	Gray	SD01	Red
SA07	Blue	SD02	Red
SA08	Red		
SB01	White		

Fig.3 Cross section view of cable