

1. Scope

This specification covers the construction and the electrical properties of 16 Core Multi Cable with Braid Shield.

2. Construction and material

Item		Unit	Specified Value						
			30AWG Coaxial	32AWG Wire	34AWG Wire	24AWG Wire			
Number of cores		-	8C	1P	4C	2			
Inner Conductor	Material	-	Silver plated Copper wire	Tinned copper	Tinned copper	Tinned copper			
	Stranding	No./mm	7/0.102	7/0.08	19/0.050	127/0.04			
	Diameter(Nom.)	mm	0.306	0.24	0.250	0.56			
Insulation	Material	-	FEP	FEP	FEP	FEP			
	Thick.(Nom.)	mm	0.242	0.105	0.06	0.13			
	Diameter	mm	0.79 (±0.02)	0.45 (±0.05)	0.380 (±0.02)	0.82 (±0.05)			
	Color	-	White	White, Green	See Fig.3	Red, Red			
Outer conductor	Material	-	Tinned copper wire	-	-	-			
	Thicknes (Nom)	mm	0.05						
	Dia.(approx.)	mm	0.890						
Shield Tape	Material	-	CUJ-PET						
	Thick.(Nom.)	mm	0.012						
	Diameter	mm	0.907						
Assembly Diameter 1(Nom.)							1.16		
Sheath Tape	Material	-	PET-A				-	-	-
	Thick.(Nom.)	mm	0.018						
	Diameter	mm	0.945						
	Color	-	See Fig.3						
Assembly Diameter 2(Nom.)				3.68					
Tape	Material	-	Paper						
	Thick.(Nom.)	mm	0.05						
	Diameter	mm	3.88						
Shield	Material	mm	Tinned copper wire						
	Strand	mm	16/14/0.075						
	Coverage (Min)	mm	90						
	Dia.(approx.)	-	4.10						
Sheath	Material	-	TPE						
	Thickness (Nom.)	mm	0.35						
	Color	-	Black						
	Dia.(approx.)	mm	4.8±0.15						

3. Electrical Properties

Item	Unit	A AWG30*8C	B AWG32*2C	C AWG34*4C	D AWG24*2C
Cond. Resistance(@20°C)	Ω/km	MAX.377	MAX.560	MAX.960	MAX.100
Insulation R. (@20°C)	MΩ·km	MIN.1000	MIN.1000	MIN.1000	MIN.1000
Hipot	V(AC)/min	500	500	500	500
Characteristic Impedance)	Ω	90±(2C)	90±15(2C)	--	--

SKEW/※		ps/m	Max.10	Max.50	--	--
Attenuation (GHz)	@2.5GHz	dB/m	Max.3.1	--	--	--
	@5.0GHz		Max.4.8			
	@10GHz		Max.7.1			

※SKEW: Differential mode testing in pairs

4. Packing

- (1) Unit length(Min) : 200m(Min.50)
- (2) Package : Coiled into carton box

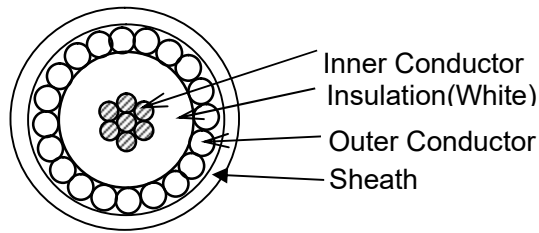


Fig.1 Cross section view of cable (30AWG Wire)

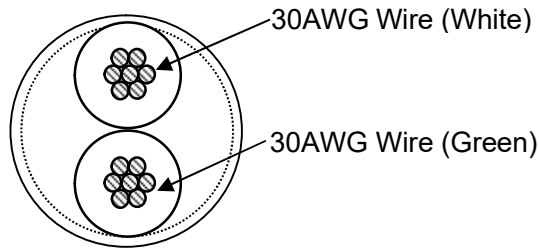
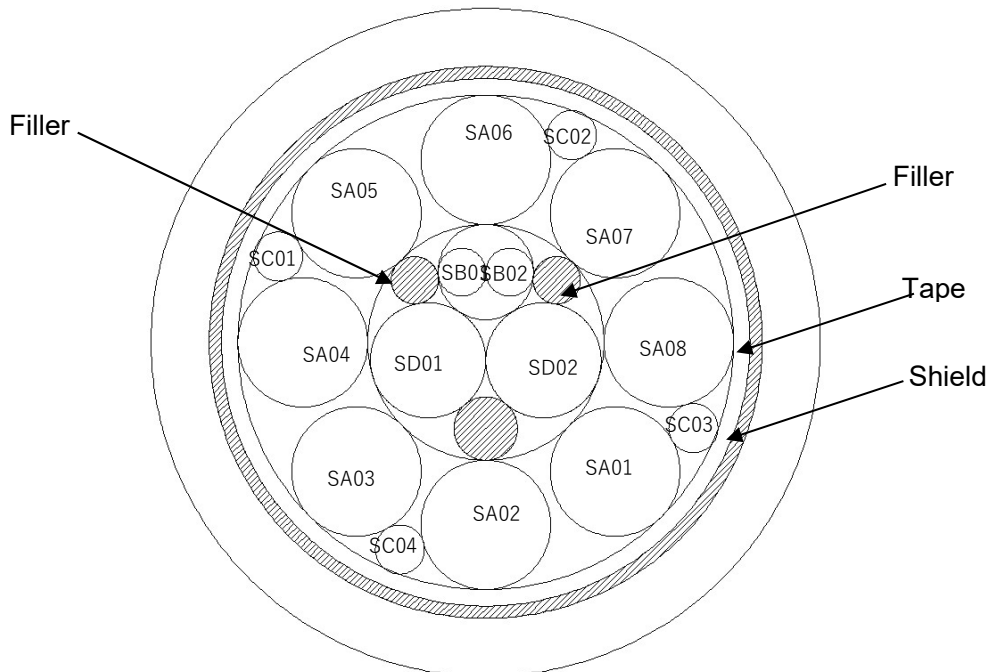


Fig.2 Cross section view of cable (1P x 30AWG)



Item	Colors	Items	Colors
SA01	Black	SB02	Green
SA02	White	SC01	Blue
SA03	Yellow	SC02	Red
SA04	Brown	SC03	Black
SA05	Green	SC04	Yellow
SA06	Gray	SD01	Red
SA07	Blue	SD02	Red
SA08	Red	-	
SB01	White		

Fig.3 Cross section view of cable