

1. Scope

This specification covers the construction and the electrical properties of 16 Core Multi Cable with Braid Shield.

2. Construction and material

Item		Unit	Specified Value			
			30AWG Coaxial	33AWG Wire	34AWG Wire	23AWG Wire
Number of cores		-	8C	1P	4C	2
Inner Conductor	Material	-	Silver plated Copper wire	Tinned copper	Tinned copper	Tinned copper
	Stranding	No./mm	7/0.102	7/0.07	19/0.04	37/0.08
	Diameter(Nom.)	mm	0.306	0.210	0.200	0.675
Insulation	Material	-	FEP	FEP	FEP	FEP
	Thick.(Nom.)	mm	0.242	0.140	0.06	0.10
	Diameter	mm	0.79 (±0.02)	0.490 (±0.04)	0.40 (±0.02)	0.760 (±0.05)
	Color	-	N	White, Green		Red, Black
Assembly Diameter 1(Nom.)				1.0	See Fig.3	
Outer conductor	Material	-	Tinned copper wire			
	Thicknes (Nom)	mm	0.05	-	-	
	Dia.(approx.)	mm	0.890			
Shield Tape	Material	-	CUJ-PET	AL-PET	CUJ-PET	
	Thick.(Nom.)	mm	0.012	0.02	0.008	
	Diameter	mm	0.907	1.04	0.416	
Sheath Tape	Material	-	PET-A	PET-A	PET-A	
	Thick.(Nom.)	mm	0.018	0.012	0.008	
	Diameter	mm	0.945	1.06	0.432	
	Color	-	See Fig.3	Blue	See Fig.3	
Assembly Diameter 2(Nom.)			3.67			
Tape	Material	-	Paper			
	Thick.(Nom.)	mm	0.10			
	Diameter	mm	3.87			
Shield	Material	mm	Tinned copper wire			
	Strand	mm	16/13/0.06			
	Coverage (Min)	mm	82%			
	Dia.(approx.)	-	4.00			
Sheath	Material	-	Silicone rubber alike			
	Thickness (Nom.)	mm	0.90			
	Color	-	Yellow			
	Dia.(approx.)	mm	6.0±0.20			

3. Electrical Properties

Items	Unit	A Core AWG30*8C	B Core AWG33*2C	C Core AWG34*4C	D Core AWG25*2C
Conduct Res. (@20°C)	Ω/km	MAX.377	MAX.756	MAX.960	MAX.119
Insul Res. (@20°C)	MΩ·km	MIN.1000	MIN.1000	MIN.1000	MIN.1000
HitPot Testing	V(AC)/min	500	500	500	500
Impedance (@1ns)	Ω	90±5(2C)	90±15(2C)	--	--

SKEW/		ps/m	Max.10	Max.50	--	--
Attenuation (GHz)	@0.1GHz	dB/m	2	-		
	@2.5GHz		4			
	@5GHz		6			
	@10GHz		11			
	@15GHz		20			

4. Packing

- (1) Unit length(Min) : 200m(Min.50)
- (2) Package : Coiled into carton box

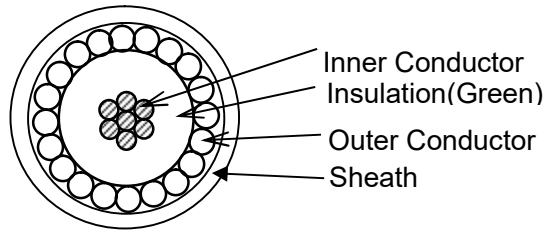


Fig.1 Cross section view of cable (30AWG Wire)

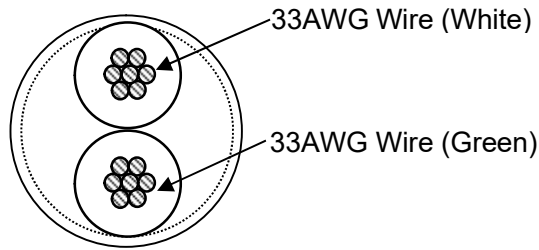
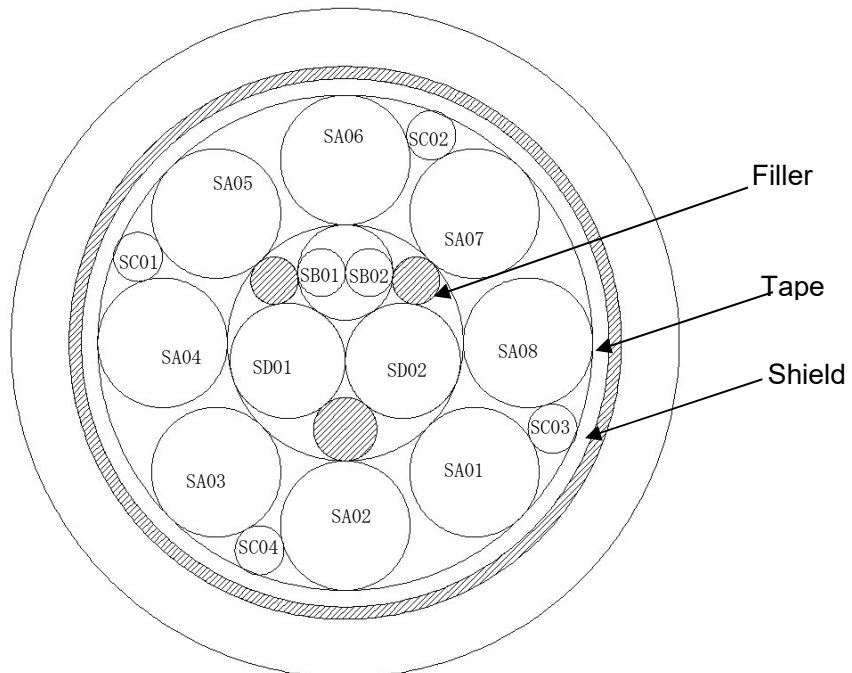


Fig.2 Cross section view of cable (1P x 33AWG)



Item	Color	Item	Color
SA01	White	SB02	Green
SA02	Black	SC01	Yellow
SA03	Red	SC02	Blue
SA04	Blue	SC03	Red
SA05	Gray	SC04	Black
SA06	Green	SD01	Red
SA07	Yellow	SD02	Black
SA08	Brown	-	
SB01	White		

Fig.3 Cross section view of cable